

High Current Power Inductor—SHC Series



FEATURES

- ROHS, Halogen free and REACH Compliance.
- Low RDC and ultra large current.
- Molded magnetic shielded, High rate current and ultra low buzz noise.
- High performance (I sat) realized by metal dust core.

APPLICATIONS

PDA,notebook,desktop,and server application power supplies, Base stations and DC/DC converter.

PRODUCT IDENTIFICATION



01 Type	
ZSHC	High Current Power Inductor

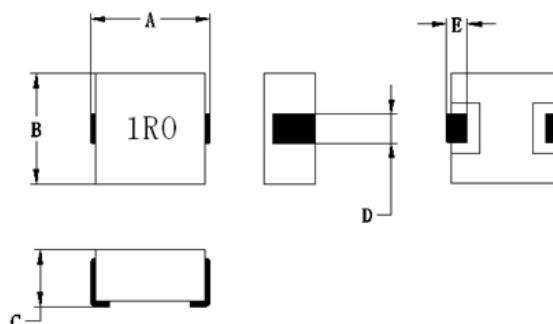
05 Tolerance	
K	±10%
M	±20%
N	±30%

02 External Dimensions (LxH)(mm)	
0415	4.9x 1.5
0418	4.9x 1.8
0402	4.9x 2.0
0502	5.9x 2.0
0503	5.9x 3.0
0618	7.6x 1.8
0624	7.6x 2.4
0603	7.6x 3.0
0605	7.6x 5.0
1004	11.5x 4.0
1204	14.5x 4.0
1205	14.5x 5.0
1265	14.5x 6.5
1770	18.5x 7.0

04 Nominal Inductance	
Example	Nominal value
2R2	2.2uH
220	22uH
221	220uH

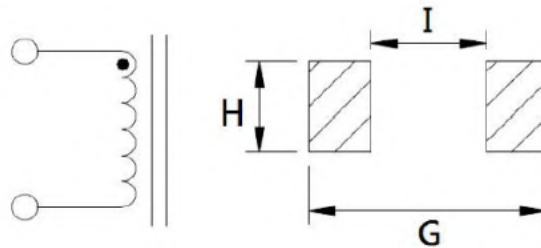
05 Packing	
T	Tape & Reel

SHAPE AND DIMENSIONS



Part Number	Dimensions(mm)				
	A(Max)	B(Max)	C(Max)	D	E(REF)
ZSHC0415	4.9	4.5	1.5	1.5±0.3	1.0
ZSHC0418	4.9	4.5	1.8	1.5±0.3	1.0
ZSHC0402	4.9	4.5	2.0	1.5±0.3	1.0
ZSHC0502	5.9	5.2	1.5	2.0±0.3	1.0
ZSHC0503	5.9	5.2	3.0	2.0±0.3	1.0
ZSHC0618	7.6	7.0	1.5	3.0±0.3	1.8
ZSHC0624	7.6	7.0	2.4	3.0±0.3	1.8
ZSHC0603	7.6	7.0	3.0	3.0±0.3	1.8
ZSHC0603 5	7.6	7.0	5.0	3.0±0.3	1.8
ZSHC1004	11.5	10.8	4.0	3.0±0.3	2.0
ZSHC1204	14.5	13.5	4.0	3.5±0.5	2.5
ZSHC1205	14.5	13.5	5.0	3.5±0.5	2.5
ZSHC1265	14.5	13.5	6.5	3.5±0.5	2.5
ZSHC1770	18.5	17.5	7.0	11.7±0.5	3.3

RECOMMENDED PC BOARD PATTERN



Part Number	Dimensions(mm)		
	H	I	G
ZSHC0415	2.5	1.5	4.8
ZSHC0418	2.5	1.5	4.8
ZSHC0402	2.5	1.5	4.8
ZSHC0502	2.5	2.0	5.8
ZSHC0503	2.5	2.0	5.8
ZSHC0618	3.5	2.0	5.8
ZSHC0624	3.5	3.0	8.5
ZSHC0603	3.5	3.0	8.5
ZSHC0605	3.5	3.0	8.5
ZSHC1004	4.0	6.0	12.5
ZSHC1204	5.0	8.0	15.0
ZSHC1205	5.0	8.0	15.0
ZSHC1265	5.0	8.0	15.0
ZSHC1770	13.0	11.2	20.5

SPECIFICATIONS

● ZSHC0415 TYPE

Part Number	Inductance (uH)	Tolerance	Test condition (KHz/V)	DCR Max(Ω)	Irms Current(A)	Isat Current(A)
ZSHC0415-R22	0.22	M、N	100/1V	0.009	6	9
ZSHC0415-R47	0.47		100/1V	0.020	5	7
ZSHC0415-1R0	1.0		100/1V	0.045	3.5	5
ZSHC0415-1R5	1.5		100/1V	0.063	3	4
ZSHC0415-2R2	2.2		100/1V	0. 100	2.5	3
ZSHC0415-4R7	4.7		100/1V	0. 140	2	2.5

Note: When ordering, please specify tolerance code. Tolerance: K: $\pm 10\%$, M: $\pm 20\%$, N: $\pm 30\%$;

1. Operating temperature range -40 -125°C

2. Isat for Inductance drop 30% from its value without current

● ZSHC0418 TYPE

Part Number	Inductance (uH)	Tolerance	Test condition (KHz/V)	DCR Max(Ω)	Irms Current(A)	Isat Current(A)
ZSHC0418-1R0	1.0	M、N	100/1V	0.009	6	9
ZSHC0418-1R5	1.5		100/1V	0.020	5	7
ZSHC0418-2R2	2.2		100/1V	0.045	3.5	5
ZSHC0418-4R7	4.7		100/1V	0.063	3	4

Note: When ordering, please specify tolerance code. Tolerance: K: $\pm 10\%$, M: $\pm 20\%$, N: $\pm 30\%$;

1. Operating temperature range -40 -125°C

2. Isat for Inductance drop 30% from its value without current

● ZSHC0402 TYPE

Part Number	Inductance (uH)	Tolerance	Test condition (KHz/V)	DCR Max(Ω)	Irms Current(A)	Isat Current(A)
ZSHC0402-R22	0.22	M、N	100/1V	0.008	9	12
ZSHC0402-R33	0.33		100/1V	0.010	8	11
ZSHC0402-R36	0.36		100/1V	0.012	7	10
ZSHC0402-R47	0.47		100/1V	0.014	6	9.5
ZSHC0402-R56	0.56		100/1V	0.018	5.2	8
ZSHC0402-R68	0.68		100/1V	0.021	4.8	8



Part Number	Inductance (uH)	Tolerance	Test condition (KHz/V)	DCR Max(Ω)	Irms Current(A)	Isat Current(A)
ZSHC0402-1R0	1.0	M、N	100/1V	0.027	4.5	7
ZSHC0402-1R5	1.5		100/1V	0.045	4	6
ZSHC0402-2R2	2.2		100/1V	0.053	3	5
ZSHC0402-2R7	2.7		100/1V	0.068	2.8	4
ZSHC0402-3R3	3.3		100/1V	0.090	2.5	3
ZSHC0402-4R7	4.7		100/1V	0.120	2.0	3
ZSHC0402-5R6	5.6		100/1V	0.150	2.0	2.8
ZSHC0402-6R8	6.8		100/1V	0.170	1.5	2.5
ZSHC0402-100	10		100/1V	0.200	1.3	1.8

Note: When ordering, please specify tolerance code. Tolerance: K: ±10%, M: ±20%, N: ±30%;

1. Operating temperature range -40 -125°C

2. Isat for Inductance drop 30% from its value without current

● ZSHC0502 TYPE

Part Number	Inductance (uH)	Tolerance	Test condition (KHz/V)	DCR Max(Ω)	Irms Current(A)	Isat Current(A)
ZSHC0502-R22	0.22	M、N	100/1V	0.006	10.5	16
ZSHC0502-R33	0.33		100/1V	0.009	10	15
ZSHC0502-R47	0.47		100/1V	0.010	9	12
ZSHC0502-R68	0.68		100/1V	0.016	8	11
ZSHC0502-1R0	1.0		100/1V	0.017	7	8
ZSHC0502-1R5	1.5		100/1V	0.028	5	7
ZSHC0502-2R2	2.2		100/1V	0.045	4	6
ZSHC0502-3R3	3.3		100/1V	0.080	3.5	5
ZSHC0502-4R7	4.7		100/1V	0.085	3	3.5
ZSHC0502-6R8	6.8		100/1V	0.100	2	3
ZSHC0502-100	10		100/1V	0.190	1.5	2.5

Note: When ordering, please specify tolerance code. Tolerance: K: ±10%, M: ±20%, N: ±30%;

1. Operating temperature range -40 -125°C

2. Isat for Inductance drop 30% from its value without current



● ZSHC0503 TYPE

Part Number	Inductance (uH)	Tolerance	Test condition (KHz/V)	DCR Max(Ω)	Irms Current(A)	Isat Current(A)
ZSHC0503-R47	0.47	M、N	100/1V	0.011	10	13
ZSHC0503-R68	0.68		100/1V	0.012	9	12
ZSHC0503-1R0	1.0		100/1V	0.016	7	11
ZSHC0503-1R5	1.5		100/1V	0.022	5	10
ZSHC0503-2R2	2.2		100/1V	0.035	4	9
ZSHC0503-3R3	3.3		100/1V	0.038	3.5	7
ZSHC0503-4R7	4.7		100/1V	0.060	3	5
ZSHC0503-6R8	6.8		100/1V	0.090	2.5	3.5
ZSHC0503-100	10		100/1V	0.100	2	3
ZSHC0503-150	15		100/1V	0.165	1.5	2
ZSHC0503-220	22		100/1V	0.230	1.0	1.5

Note: When ordering, please specify tolerance code. Tolerance: K: ±10%、M: ±20%、N: ±30%;

1. Operating temperature range -40 -125°C

2. Isat for Inductance drop 30% from its value without current

● ZSHC0618 TYPE

Part Number	Inductance (uH)	Tolerance	Test condition (KHz/V)	DCR Max(Ω)	Irms Current(A)	Isat Current(A)
ZSHC0618-R47	0.47	M、N	100/1V	0.0084	11	18
ZSHC0618-R68	0.68		100/1V	0.012	10.5	16
ZSHC0618-1R0	1.0		100/1V	0.022	7.0	11
ZSHC0618-1R5	1.5		100/1V	0.030	6.5	9.8
ZSHC0618-2R2	2.2		100/1V	0.035	6	9
ZSHC0618-3R3	3.3		100/1V	0.068	3.5	8
ZSHC0618-4R7	4.7		100/1V	0.075	3	5
ZSHC0618-100	10		100/1V	0.137	2	3

Note: When ordering, please specify tolerance code. Tolerance: K: ±10%、M: ±20%、N: ±30%;

1. Operating temperature range -40 -125°C

2. Isat for Inductance drop 30% from its value without current



● ZSHC0624 TYPE

Part Number	Inductance (uH)	Tolerance	Test condition (KHz/V)	DCR Max(Ω)	Irms Current(A)	Isat Current(A)
ZSHC0624-R47	0.47	M、N	100/1V	0.0068	13.0	21.0
ZSHC0624-R68	0.68		100/1V	0.080	9.0	20.0
ZSHC0624-1R0	1.0		100/1V	0.011	7.0	13.0
ZSHC0624-1R5	1.5		100/1V	0.020	6.5	12.0
ZSHC0624-2R2	2.2		100/1V	0.026	6.0	11.0
ZSHC0624-3R3	3.3		100/1V	0.028	5.8	8.7
ZSHC0624-4R7	4.7		100/1V	0.075	3.5	7.5
ZSHC0624-6R8	10.0		100/1V	0.125	3.0	4.5

Note: When ordering, please specify tolerance code. Tolerance: K: ±10%、M: ±20%、N: ±30%;

1. Operating temperature range -40 -125°C

2. Isat for Inductance drop 30% from its value without current

● ZSHC0603 TYPE

Part Number	Inductance (uH)	Tolerance	Test condition (KHz/V)	DCR Max(Ω)	Irms Current(A)	Isat Current(A)
ZSHC0603-R10	0.10	M、N	100/1V	0.0011	30.0	60.0
ZSHC0603-R15	0.15		100/1V	0.00185	26.0	45.0
ZSHC0603-R22	0.22		100/1V	0.0035	22.0	40.0
ZSHC0603-R33	0.33		100/1V	0.0039	20.0	30.0
ZSHC0603-R47	0.47		100/1V	0.0045	17.5	25
ZSHC0603-R56	0.56		100/1V	0.0055	15.5	24
ZSHC0603-R68	0.68		100/1V	0.006	14	23
ZSHC0603-R82	0.82		100/1V	0.008	13	20
ZSHC0603-1R0	1.0		100/1V	0.009	11	16
ZSHC0603-1R5	1.5		100/1V	0.015	9.0	14
ZSHC0603-1R8	1.8		100/1V	0.018	8.5	13.0
ZSHC0603-2R2	2.2		100/1V	0.020	8	12
ZSHC0603-3R3	3.3		100/1V	0.030	6	10
ZSHC0603-4R7	4.7		100/1V	0.040	5.5	9
ZSHC0603-5R6	5.6		100/1V	0.060	5	7



Part Number	Inductance (uH)	Tolerance	Test condition (KHz/V)	DCR Max(Ω)	Irms Current(A)	Isat Current(A)
ZSHC0603-6R8	6.8	M、N	100/1V	0.063	4.5	6.5
ZSHC0603-8R2	8.2		100/1V	0.080	4	6
ZSHC0603-100	10.0		100/1V	0.105	3	5.5
ZSHC0603-150	15.0		100/1V	0.140	2.8	4
ZSHC0603-220	22.0		100/1V	0.167	1.5	3.5

Note: When ordering, please specify tolerance code. Tolerance: K: ±10%、M: ±20%、N: ±30%;

1. Operating temperature range -40 -125°C

2. Isat for Inductance drop 30% from its value without current

● ZSHC0605 TYPE

Part Number	Inductance (uH)	Tolerance	Test condition (KHz/V)	DCR Max(Ω)	Irms Current(A)	Isat Current(A)
ZSHC0605-1R0	1.0	M、N	100/1V	0.0075	12.0	13.0
ZSHC0605-1R5	1.5		100/1V	0.011	11.0	12.5
ZSHC0605-2R2	2.2		100/1V	0.015	8.0	11.0
ZSHC0605-3R3	3.3		100/1V	0.020	7.0	9.0
ZSHC0605-4R7	4.7		100/1V	0.035	6.0	9.0
ZSHC0605-5R6	5.6		100/1V	0.045	5.5	8.5
ZSHC0605-6R8	6.8		100/1V	0.043	5.0	8.0
ZSHC0605-8R2	8.2		100/1V	0.045	5.0	6.0
ZSHC0605-100	10.0		100/1V	0.060	4.5	5.5
ZSHC0605-150	15.0		100/1V	0.085	3.5	5.0
ZSHC0605-220	22.0		100/1V	0.13	2.5	3.0
ZSHC0605-330	33.0		100/1V	0.16	2.0	2.5
ZSHC0605-470	47.0		100/1V	0.23	1.8	2.3
ZSHC0605-680	68.0		100/1V	0.40	1.5	2.0

Note: When ordering, please specify tolerance code. Tolerance: K: ±10%、M: ±20%、N: ±30%;

1. Operating temperature range -40 -125°C

2. Isat for Inductance drop 30% from its value without current



● ZSHC1004 TYPE

Part Number	Inductance (uH)	Tolerance	Test condition (KHz/V)	DCR Max(Ω)	Irms Current(A)	Isat Current(A)
ZSHC1004-R22	0.22	M、N	100/1V	0.0011	30	60
ZSHC1004-R33	0.33		100/1V	0.0014	29	50
ZSHC1004-R36	0.36		100/1V	0.0016	28	45
ZSHC1004-R47	0.47		100/1V	0.0018	26	38
ZSHC1004-R56	0.56		100/1V	0.0025	23	33
ZSHC1004-R68	0.68		100/1V	0.003	22	32
ZSHC1004-R90	0.9		100/1V	0.004	21	30
ZSHC1004-1R0	1.0		100/1V	0.0041	18	28
ZSHC1004-1R5	1.5		100/1V	0.0058	16	27
ZSHC1004-2R2	2.2		100/1V	0.009	12	25
ZSHC1004-3R3	3.3		100/1V	0.0135	10	16
ZSHC1004-3R9	3.9		100/1V	0.016	9	15
ZSHC1004-4R7	4.7		100/1V	0.0165	8	14
ZSHC1004-5R6	5.6		100/1V	0.025	7.5	13
ZSHC1004-6R8	6.8		100/1V	0.028	7	12
ZSHC1004-8R2	8.2		100/1V	0.030	6	9
ZSHC1004-100	10.0		100/1V	0.0365	5.5	8.5
ZSHC1004-120	12		100/1V	0.048	5	8
ZSHC1004-150	15.0		100/1V	0.055	4	7
ZSHC1004-220	22.0		100/1V	0.060	3.5	6
ZSHC1004-330	33.0		100/1V	0.145	3	4.5
ZSHC1004-470	47.0		100/1V	0.160	2.8	3
ZSHC1004-680	68.0		100/1V	0.260	2	2.5
ZSHC1004-101	100		100/1V	0.380	1	2

Note: When ordering, please specify tolerance code. Tolerance: K: $\pm 10\%$, M: $\pm 20\%$, N: $\pm 30\%$;

1. Operating temperature range -40 -125°C

2. Isat for Inductance drop 30% from its value without current

● ZSHC1005 TYPE

Part Number	Inductance (uH)	Tolerance	Test condition (KHz/V)	DCR Max(Ω)	Irms Current(A)	Isat Current(A)
ZSHC1005-R82	0.82	M、N	100/1V	0.0025	16	32
ZSHC1005-1R0	1.0		100/1V	0.004	15	30
ZSHC1005-1R8	1.8		100/1V	0.006	15	27.5
ZSHC1005-2R2	2.2		100/1V	0.008	14	27
ZSHC1005-3R3	3.3		100/1V	0.011	10	19
ZSHC1005-4R7	4.7		100/1V	0.017	9	14
ZSHC1005-6R8	6.8		100/1V	0.022	8	10
ZSHC1005-100	10		100/1V	0.038	6.8	9
ZSHC1005-150	15		100/1V	0.045	6	8
ZSHC1005-220	22		100/1V	0.060	5	7
ZSHC1005-330	33		100/1V	0.145	3.5	6

Note: When ordering, please specify tolerance code. Tolerance: K: $\pm 10\%$, M: $\pm 20\%$, N: $\pm 30\%$;

1. Operating temperature range -40 -125°C

2. Isat for Inductance drop 30% from its value without current

● ZSHC1204 TYPE

Part Number	Inductance (uH)	Tolerance	Test condition (KHz/V)	DCR Max(Ω)	Irms Current(A)	Isat Current(A)
ZSHC1204-R47	0.47	M、N	100/1V	0.002	23	55
ZSHC1204-R60	0.6		100/1V	0.003	22	40
ZSHC1204-1R0	1.0		100/1V	0.0035	19	38
ZSHC1204-1R5	1.5		100/1V	0.0045	16	30
ZSHC1204-1R8	1.8		100/1V	0.0083	15.5	26
ZSHC1204-2R2	2.2		100/1V	0.0095	15	22
ZSHC1204-3R3	3.3		100/1V	0.010	14	20
ZSHC1204-4R7	4.7		100/1V	0.014	9	15
ZSHC1204-5R6	5.6		100/1V	0.017	8	14
ZSHC1204-6R8	6.8		100/1V	0.024	7	12
ZSHC1204-8R2	8.2		100/1V	0.028	6.5	11
ZSHC1204-100	10		100/1V	0.035	6	10
ZSHC1204-150	15		100/1V	0.060	5	9
ZSHC1204-220	22		100/1V	0.080	4	7



● ZSHC1205 TYPE

Part Number	Inductance (uH)	Tolerance	Test condition (KHz/V)	DCR Max(Ω)	Irms Current(A)	Isat Current(A)
ZSHC1205-R33	0.33	M、N	100/1V	0.0010	32	60
ZSHC1205-R36	0.36		100/1V	0.0012	28	50
ZSHC1205-R47	0.47		100/1V	0.0013	25	48
ZSHC1205-R56	0.56		100/1V	0.0015	23	46
ZSHC1205-R68	0.68		100/1V	0.002	20	40
ZSHC1205-R82	0.82		100/1V	0.0025	19	39
ZSHC1205-1R0	1.0		100/1V	0.0035	18	35
ZSHC1205-1R5	1.5		100/1V	0.0041	17.5	33
ZSHC1205-1R8	1.8		100/1V	0.0043	17	30
ZSHC1205-2R2	2.2		100/1V	0.0045	16	25
ZSHC1205-3R3	3.3		100/1V	0.013	15	23
ZSHC1205-4R7	4.7		100/1V	0.015	12	21
ZSHC1205-5R6	5.6		100/1V	0.017	11.5	20
ZSHC1205-6R8	6.8		100/1V	0.019	11	18
ZSHC1205-8R2	8.2		100/1V	0.0225	10	17
ZSHC1205-100	10.0		100/1V	0.030	6	13
ZSHC1205-150	15.0		100/1V	0.060	5	12
ZSHC1205-220	22.0		100/1V	0.075	4	8
ZSHC1205-330	33.0		100/1V	0.082	3	6
ZSHC1205-470	47.0		100/1V	0.090	2.5	3.5
ZSHC1205-560	56.0	100/1V	0.180	2	3.2	
ZSHC1205-680	68.0	100/1V	0.210	1.5	3.0	

Note: When ordering, please specify tolerance code. Tolerance: K: $\pm 10\%$, M: $\pm 20\%$, N: $\pm 30\%$;

1. Operating temperature range -40 -125°C

2. Isat for Inductance drop 30% from its value without current



● ZSHC1265 TYPE

Part Number	Inductance (uH)	Tolerance	Test condition (KHz/V)	DCR Max(Ω)	Irms Current(A)	Isat Current(A)
ZSHC1265-R22	0.22	M、N	100/1V	0.00081	60	60
ZSHC1265-R56	0.56		100/1V	0.0017	30	58
ZSHC1265-R68	0.68		100/1V	0.0018	28	54
ZSHC1265-R82	0.82		100/1V	0.002	25	50
ZSHC1265-1R0	1.00		100/1V	0.0025	24	49
ZSHC1265-1R5	1.5		100/1V	0.0035	22	45
ZSHC1265-2R2	2.2		100/1V	0.0045	18	40
ZSHC1265-3R3	3.3		100/1V	0.0082	16	28
ZSHC1265-4R7	4.7		100/1V	0.014	14	22.5
ZSHC1265-5R6	5.6		100/1V	0.015	12	20
ZSHC1265-6R8	6.8		100/1V	0.019	11.5	18
ZSHC1265-8R2	8.2		100/1V	0.025	10	16
ZSHC1265-100	10.0		100/1V	0.028	9	15.5
ZSHC1265-150	15.0		100/1V	0.038	6	9
ZSHC1265-220	22.0		100/1V	0.048	5	7.5
ZSHC1265-330	33.0		100/1V	0.066	4	6.5
ZSHC1265-470	47.0		100/1V	0.090	3.5	5
ZSHC1265-560	56.0		100/1V	0.110	3	4
ZSHC1265-680	68.0		100/1V	0.123	2.5	3

Note: When ordering, please specify tolerance code. Tolerance: K: ±10%, M: ±20%, N: ±30%;

1. Operating temperature range -40 -125°C

2. Isat for Inductance drop 30% from its value without current

● ZSHC1770 TYPE

Part Number	Inductance (uH)	Tolerance	Test condition (KHz/V)	DCR Max(Ω)	Irms Current(A)	Isat Current(A)
ZSHC1770-R22	0.22	M、N	100/1V	0.0007	60	100
ZSHC1770-R33	0.33		100/1V	0.0008	55	90
ZSHC1770-R47	0.47		100/1V	0.001	50	80
ZSHC1770-R56	0.56		100/1V	0.00115	46	70
ZSHC1770-R82	0.82		100/1V	0.0013	42	60



Part Number	Inductance (uH)	Tolerance	Test condition (KHz/V)	DCR Max(Ω)	Irms Current(A)	Isat Current(A)
ZSHC1770-1R0	1.0	M、N	100/1V	0.0017	38	50
ZSHC1770-1R5	1.5		100/1V	0.00215	35	45
ZSHC1770-2R2	2.2		100/1V	0.0026	25	34
ZSHC1770-3R3	3.3		100/1V	0.0035	17	24
ZSHC1770-4R7	4.7		100/1V	0.005	15	21
ZSHC1770-6R8	6.8		100/1V	0.007	14	18
ZSHC1770-8R2	8.2		100/1V	0.009	12	18
ZSHC1770-100	10		100/1V	0.01	11	17
ZSHC1770-150	15		100/1V	0.015	9	12
ZSHC1770-220	22		100/1V	0.025	7	9.5
ZSHC1770-330	33		100/1V	0.035	6.5	9
ZSHC1770-470	47		100/1V	0.040	5.5	7.5
ZSHC1770-680	68		100/1V	0.080	4.5	5
ZSHC1770-820	82		100/1V	0.105	4	4.5
ZSHC1770-101	100		100/1V	0.120	3	4

Note: When ordering, please specify tolerance code. Tolerance: K: $\pm 10\%$, M: $\pm 20\%$, N: $\pm 30\%$;

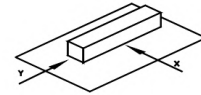
1. Operating temperature range -40 -125°C

2. Isat for Inductance drop 30% from its value without current

DETAIL ELECTRICAL CHARACTERISTICS

1. Operating temperature range: -40 to + 105°C(Includes temperature when the coil is heated) .
2. External appearance: On visual inspection, the coil has no external defects.
3. Terminal strength: After soldering. Between copper plate and terminals of coil. Push in two directions of X.Y

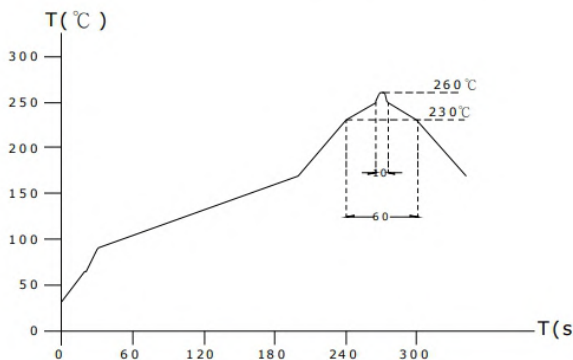
withstanding at below conditions.



Terminal should not peel off. (refer to figure at right) 5. 0N 60 sec.

4. Insulating resistance: Over 100MΩ at 100V D.C. between coil and core.
5. Dielectric strength: No dielectric breakdown at 100V D.C. for 1 minute between coil and core.
6. Temperature characteristics: Inductance coefficient $(0\sim 2,000)\times 10^{-6}/^{\circ}\text{C}$ (-25~+80°C degree Celsius), inductance deviation within $\pm 5.0\%$, after 96 hours.
7. Humidity characteristics(Moisture Resistance): Inductance deviation within $\pm 5\%$, after 96 hours in 90~95% relative humidity at $40 \pm 2^{\circ}\text{C}$ and 1 hour drying under normal condition.
8. Vibration resistance: Inductance deviation within $\pm 5\%$, after vibration for 1 hour. In each of three orientations at sweep vibration (10~55~10 Hz) with 1.5mm P-P amplitudes.
9. Shock resistance: Inductance deviation within $\pm 5\%$, after being dropped once with 981m/s² (100G) shock attitude upon a rubber block method shock testing machine, in three different orientations.
10. Resistance to Soldering Heat: 260°C, 10 seconds(See attached recommend reflow) .
11. Storage condition: Temperature Range: 0°C ~ 35°C; -40°C ~ 105°C (after PCB), Humidity Range: 50% ~ 70% RH.
12. Use components within 12 months. If 12 months or more have elapsed, check solderability before use.
13. Reflow profile recommend:

Lead-free heat endurance test



Lead-free the recommended reflow condition

