

Common Mode Inductors—CMW Series



FEATURES

- Miniature SMD type common mode filter for fully automated assembly.
- Wide impedance range for noise suppression.
- ROHS, Halogen free and REACH Compliance.
- Excellent solderability.

APPLICATIONS

- USB line for personal computers and peripheral, IEEE 1394 line for personal computers, DVC, STB, LVDS, panel line for liquid display panels, graph card, etc.

PRODUCT IDENTIFICATION



01 Type	
ZCMW	Common Mode Inductor

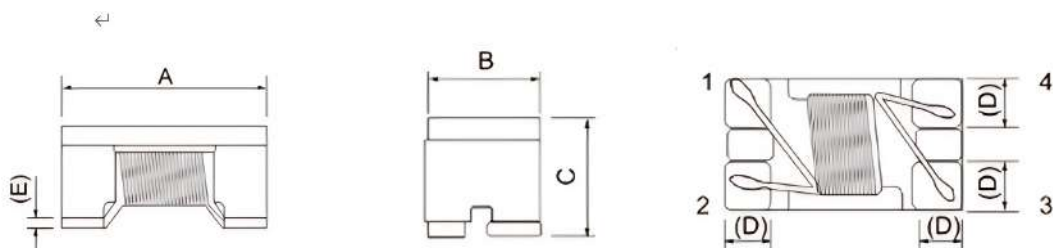
02 External Dimensions (LxW)(mm)	
2012[0805]	2.0x 1.2
3216[1206]	3.2x 1.6
4532[2012]	4.5x 3.2

03 Nominal Impedance	
Example	Nominal value
900	90Ω
901	900Ω
102	1000Ω

04 Style	
D	Shielded
T	Unshielded

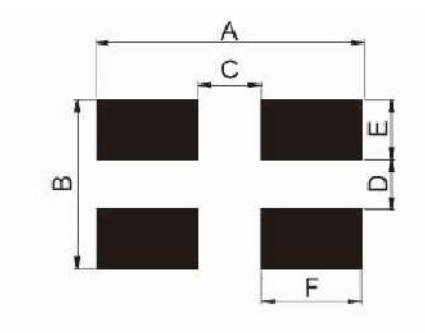
05 Circuit Number	
2	2 Circuit Line

SHAPE AND DIMENSIONS



Part Number	Dimensions(mm)				
	A Max	B Max	C Max	D	E
ZCMW2012	2.0±0.2	1.2±0.2	1.2±0.2	0.4	0.17
ZCMW3216	3.2±0.2	1.8±0.2	1.8±0.2	0.6	0.17
ZCMW4532	4.5±0.2	3.2±0.2	2.8±0.2	1.0	0.2

RECOMMENDED PC BOARD PATTERN



Part Number	Dimensions(mm)					
	A	B	C	D	E	F
ZCMW2012	2.3	1.7	0.8	0.3	0.5	0.75
ZCMW3216	3.8	2.0	1.8	0.4	0.8	1.0
ZCMW4532	4.8	3.8	2.5	0.7	1.0	1.2

SPECIFICATIONS

● ZCMW2012 TYPE

Part Number	Impenance (Ω)	Tolerance	Test Frequency (MHz/V)	DCR Max(Ω)	Irms Max(mA)	Withstand Voltage(V)	Insulation Resistance Min (mΩ)
ZCMW2012-670-T2	67	±25%	100/0.05	0.25	400	50	10
ZCWM2012-750-T2	75		100/0.05	0.30	400	50	10
ZCMW2012-900-T2	90		100/0.05	0.35	400	50	10
ZCMW2012-121-T2	120		100/0.05	0.35	400	50	10
ZCMW2012-161-T2	160		100/0.05	0.35	350	50	10
ZCMW2012-181-T2	180		100/0.05	0.35	330	50	10
ZCMW2012-221-T2	220		100/0.05	0.38	300	50	10

Part Number	Impenance (Ω)	Tolerance	Test Frequency (MHz/V)	DCR Max(Ω)	Irms Max(mA)	Withstand Voltage(V)	Insulation Resistance Min (mΩ)
ZCMW2012-261-T2	260	±25%	100/0.05	0.40	300	50	10
ZCMW2012-371-T2	370		100/0.05	0.45	280	50	10
ZCMW2012-451-T2	450		100/0.05	0.50	250	50	10
ZCMW2012-601-T2	600		100/0.05	0.60	220	50	10
ZCMW2012-801-T2	800		100/0.05	0.90	150	50	10
ZCMW2012-901-T2	900		100/0.05	0.90	150	50	10
ZCMW2012-102-T2	1000		100/0.05	1.20	150	50	10

● ZCMW3216 TYPE

Part Number	Impenance (Ω)	Tolerance	Test Frequency (MHz/V)	DCR Max(Ω)	Irms Max(mA)	Withstand Voltage(V)	Insulation Resistance Min (mΩ)
CMW3216-900-T2	90	±25%	100/0.05	0.30	400	50	10
CMW3216-161-T2	160		100/0.05	0.40	350	50	10
CMW3216-221-T2	220		100/0.05	0.45	310	50	10
CMW3216-261-T2	260		100/0.05	0.50	310	50	10
CMW3216-371-T2	370		100/0.05	0.50	300	50	10
CMW3216-601-T2	600		100/0.05	0.80	260	50	10
CMW3216-102-T2	1000		100/0.05	1.00	230	50	10
CMW3216-142-T2	1400		100/0.05	1.00	220	50	10
CMW3216-222-T2	2200		100/0.05	1.20	200	50	10

● ZCMW4532 TYPE

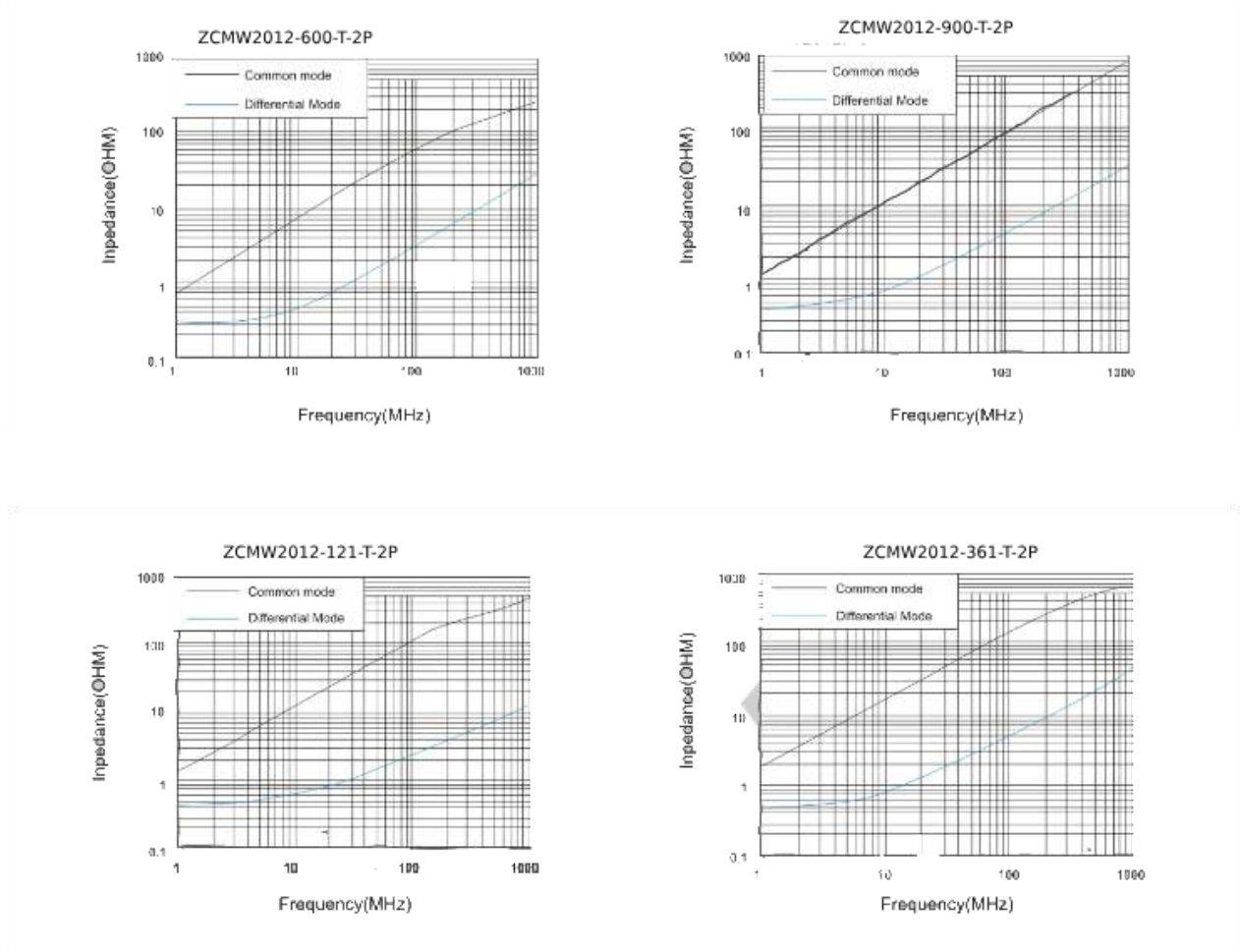
Part Number	Impenance (Ω)	Tolerance	Test Frequency (MHz/V)	DCR Max(Ω)	Irms Max(mA)	Withstand Voltage(V)	Insulation Resistance Min (mΩ)
ZCMW4532-800-T2	80	±25%	100/0.05	0.050	2300	50	10
ZCMW4532-900-T2	90		100/0.05	0.085	2300	50	10
ZCMW4532-121-T2	120		100/0.05	0.100	1400	50	10
ZCMW4532-201-T2	200		100/0.05	0.100	1500	50	10
ZCMW4532-221-T2	220		100/0.05	0.100	1300	50	10
ZCMW4532-331-T2	330		100/0.05	0.110	1100	50	10



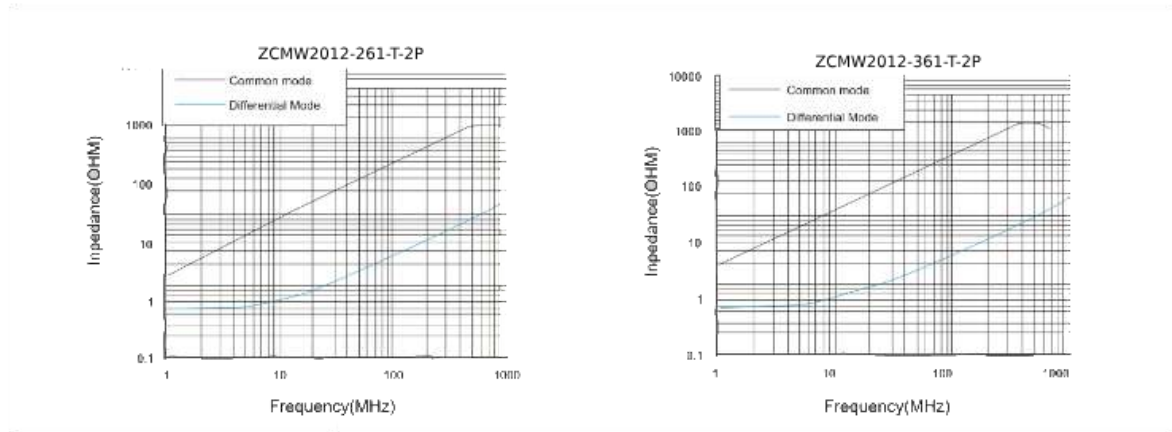
Part Number	Impenance (Ω)	Tolerance	Test Frequency (MHz/V)	DCR Max(Ω)	Irms Max(mA)	Withstand Voltage(V)	Insulation Resistance Min ($m\Omega$)
CMW4532-601-T2	600	$\pm 25\%$	100/0.05	0.120	1400	50	10
CMW4532-701-T2	700		100/0.05	0.120	1500	50	10
CMW4532-801-T2	800		100/0.05	0.160	1000	50	10
CMW4532-901-T2	900		100/0.05	0.170	1000	50	10
CMW4532-102-T2	1000		100/0.05	0.180	900	50	10
CMW4532-142-T2	1400		100/0.05	0.200	700	50	10

DETAIL ELECTRICAL CHARACTERISTICS

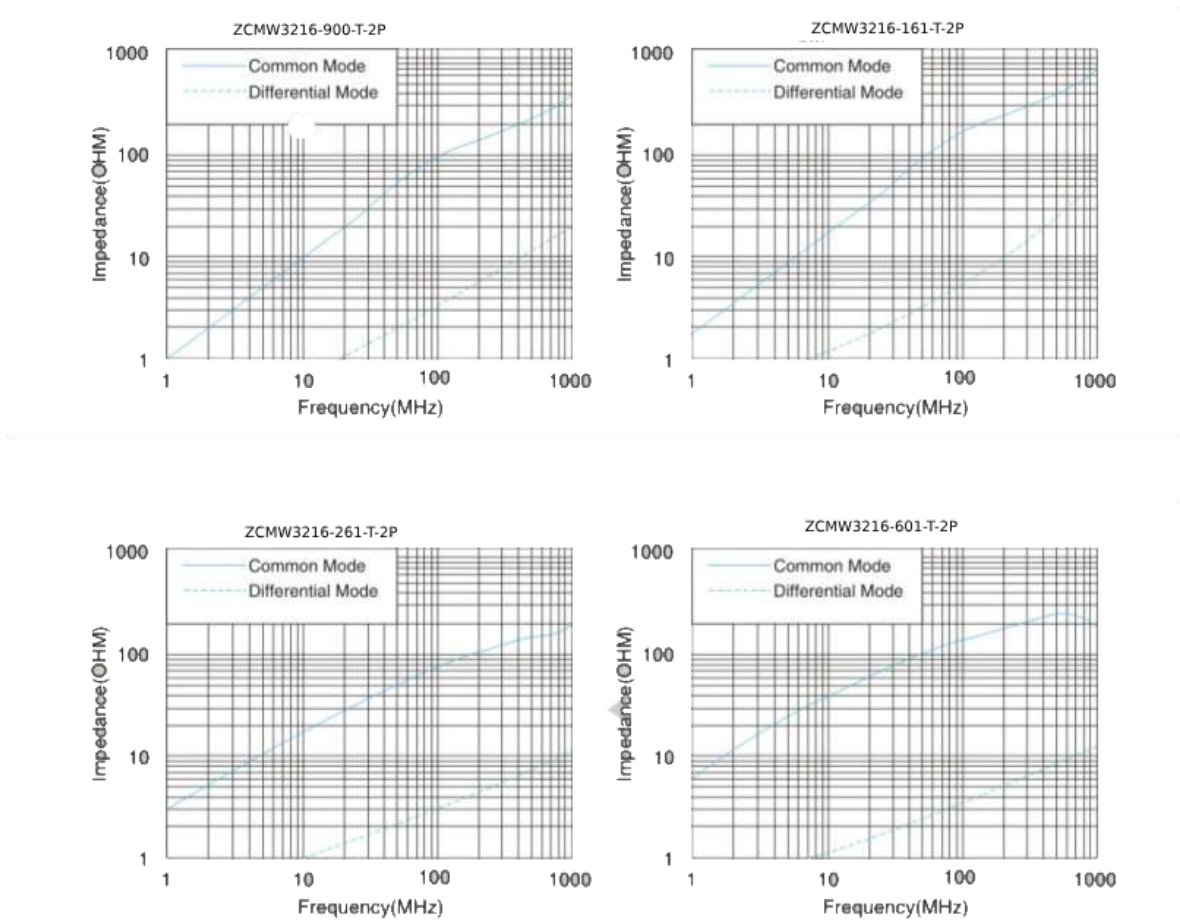
● ZCMW2012



DETAIL ELECTRICAL CHARACTERISTICS



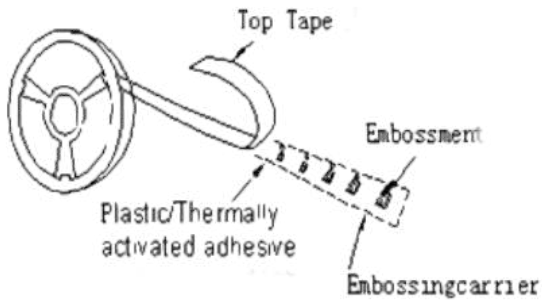
● ZCMW3216



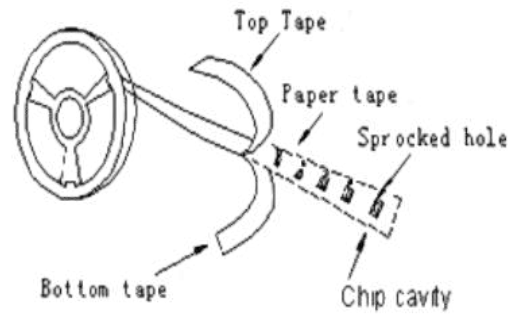
PACKAGING STYLE

• Taping Material

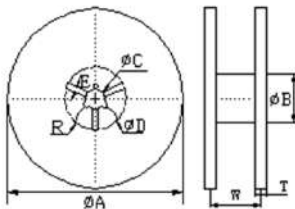
Embossing Tape



Paper Tape



• Reel Dimensions(mm)



Tape Width	A	B	C	D	E	W	T	R
8mm	178±2	60±1	13±0.5	21±0.8	2±0.5	10±1	1.5±0.5	1
12mm	178±2	60±1	13±0.5	21±0.8	2±0.5	14±1	1.5±0.5	1

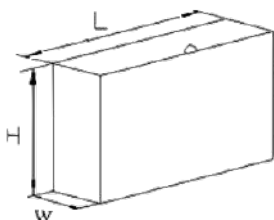
STORAGE

• Quantity

Type	PCS/REEL	PCS/INNERBOX	PCS/OUTERBOX
2012	4000	20000	100000
3216	4000	20000	100000
4532	500	2000	10000

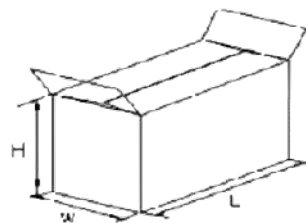
• Packing Dimensions(mm)

Inner Box Dimensions



L	W	H	THICK
180±3	70±3	190±3	2±0.8

Outer Box Dimensions



L	W	H	THICK
370±3	200±3	210±3	2±0.8

• Storage

Please be sure to the parts at 40°C, or less, 70%RH or less, and isolate the parts from sulphic and chloric atmosphere.