

Feerite Chip Beads Arrays—CBA Series



FEATURES

- Combine beads with same dimension into one, suitable for SMT with higher density and efficiency.
- Super impedance frequency within relatively wide range of frequency, providing excellent suppression to all kinds of noises.
- Monolithic designing, minimizing disturbance from magnetic shield and circuit nearby
- OPERATING TEMP: -55°C ~ +125°C

APPLICATIONS

- Widely used in HDTV, computer I/O wire, peripheral wire of LCD, printer, facsimile and So on.

PRODUCT IDENTIFICATION



01 Type	
ZPB	Chip Ferrite Bead For Large Current

02 External Dimensions (LxW)(mm)	
2010	2.0 x 1.0
3216	3.2 x 1.6

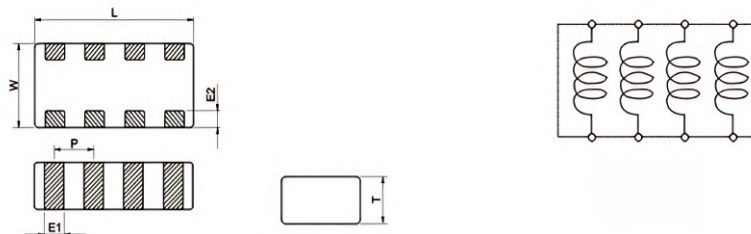
05 Nominal Impedance	
Example	Nominal value
300	30Ω
121	120Ω
102	1000Ω

03 Circuit Num	
4	4 circuit
2	2 circuit

04 Material Code
G, S

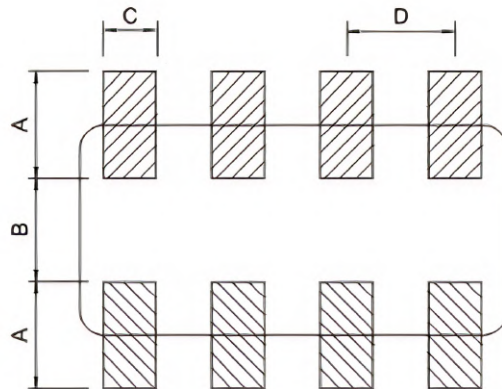
06 Hazardous Substance Free Products
(f)

SHAPE AND DIMENSIONS



Part Number	Dimensions(mm)					
	L	W			T	a
ZCBA2010	2.0±0.15	1.0±0.15			0.8±0.2	0.4±0.2
ZCBA3216	3.2±0.2	1.6±0.2			0.8±0.2	0.5±0.3

RECOMMENDED PC BOARD PATTERN



Part Number	Dimensions(mm)		
	A	B	C
ZPB2012	1.0	1.0	1.0
ZPB3216	2.2	1.1	1.4

SPECIFICATIONS

● ZCBA2010 TYPE

Part Number	Impedance (Ω) $\pm 25\%$	Impedance Test Frequency (MHz)	Max.DC Resistance ($m\Omega$)	Rated CurrentMax. (mA)	Thickness
ZCBA20104S-330	33 $\pm 25\%$	100/0.05	0.30	30	0.5 ± 0.10
ZCBA20104S-470	47 $\pm 25\%$	100/0.05	0.40	30	
ZCBA20104S-680	68 $\pm 25\%$	100/0.05	0.50	20	
ZCBA20104S-330	120 $\pm 25\%$	100/0.05	0.70	20	
ZCBA20104S-330	75 $\pm 25\%$	100/0.05	0.90	100	
ZCBA20104S-121	120 $\pm 25\%$	100/0.05	0.20	65	
ZCBA20104S-241	240 $\pm 25\%$	100/0.05	0.30	65	
ZCBA20104S-331	330 $\pm 25\%$	100/0.05	0.45	50	
ZCBA20104S-471	470 $\pm 25\%$	100/0.05	0.55	50	
ZCBA20104S-601	600 $\pm 25\%$	100/0.05	0.70	50	
ZCBA20104S-102	1000 $\pm 25\%$	100/0.05	0.80	30	

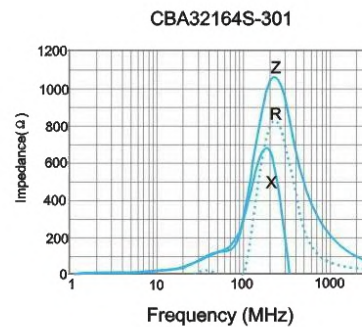
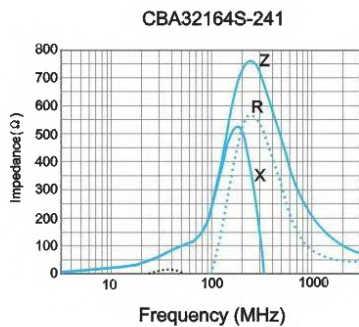
SPECIFICATIONS

● ZCBA3216 TYPE

Part Number	Impedance (Ω) $\pm 25\%$	Impedance Test Frequency (MHz)	Max.DC Resistance (m Ω)	Rated CurrentMax. (A)	Thickness
ZCBA32164S-330	33 $\pm 25\%$	100/0.05	0.15	200	0.8 ± 0.15
ZCBA32164S-600	60 $\pm 25\%$	100/0.05	0.35	150	
ZCBA32164S-900	90 $\pm 25\%$	100/0.05	0.40	130	
ZCBA32164S-121	120 $\pm 25\%$	100/0.05	0.45	100	
ZCBA32164S-241	240 $\pm 25\%$	100/0.05	0.60	100	
ZCBA32164S-301	300 $\pm 25\%$	100/0.05	0.80	70	
ZCBA32164G-600	60 $\pm 25\%$	100/0.05	0.15	200	
ZCBA32164G-900	90 $\pm 25\%$	100/0.05	0.20	200	
ZCBA32164G-121	120 $\pm 25\%$	100/0.05	0.25	100	
ZCBA32164G-151	150 $\pm 25\%$	100/0.05	0.30	100	
ZCBA32164G-221	220 $\pm 25\%$	100/0.05	0.35	100	
ZCBA32164G-331	330 $\pm 25\%$	100/0.05	0.45	100	
ZCBA32164G-471	470 $\pm 25\%$	100/0.05	0.45	70	
ZCBA32164G-601	600 $\pm 25\%$	100/0.05	0.50	70	
ZCBA32164G-102	1000 $\pm 25\%$	100/0.05	0.60	40	

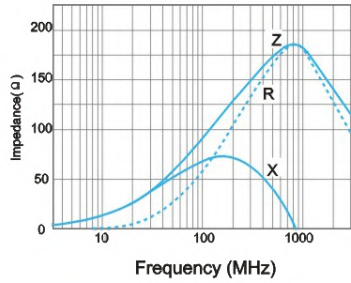
DETAIL ELECTRICAL CHARACTERISTICS

● ZCBA4G

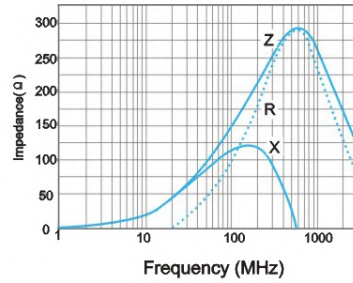


● ZCBA4G

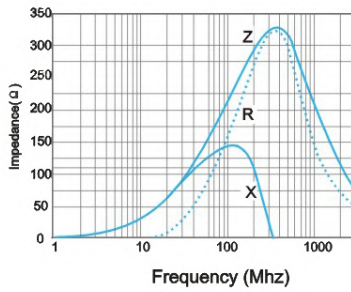
CBA32164G-900



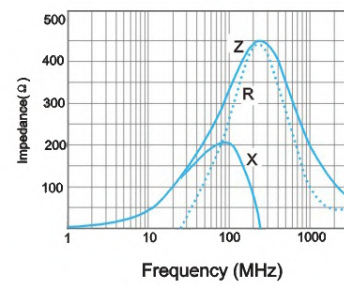
CBA32164G-151



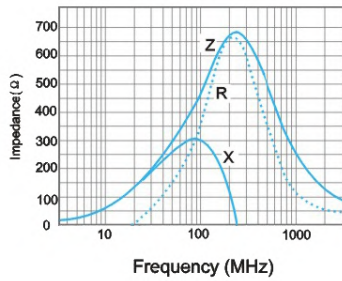
CBA32164G-221



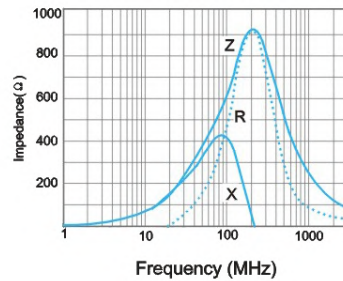
CBA32164G-331



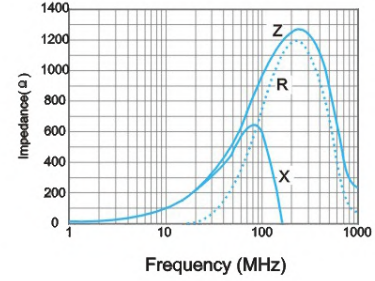
CBA32164G-471



CBA32164G-601



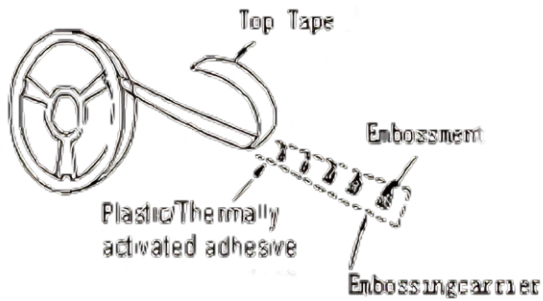
CBA32164G-102



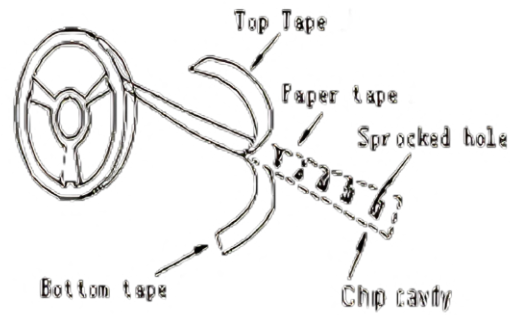
PACKAGING STYLE

• Taping Material

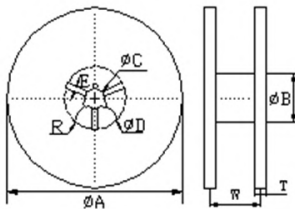
Embossing Tape



Paper Tape



• Reel Dimensions(mm)



Tape Width	A	B	C	D	E	W	T	R
8mm	178±2	60±1	13±0.5	21±0.8	2±0.5	10±1	1.5±0.5	1
12mm	178±2	60±1	13±0.5	21±0.8	2±0.5	14±1	1.5±0.5	1

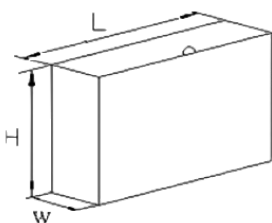
STORAGE

• Quantity

Type	PCS/REEL	PCS/INNERBOX	PCS/OUTERBOX
2010	4000	20000	100000
3216	4000	20000	100000

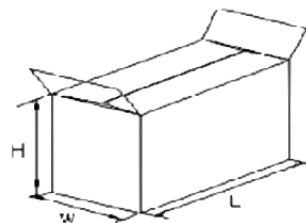
• Packing Dimensions(mm)

Inner Box Dimensions



L	W	H	THICK
180±3	70±3	190±3	2±0.8

Outer Box Dimensions



L	W	H	THICK
370±3	200±3	210±3	2±0.8

• Storage

Please be sure to the parts at 40°C, or less, 70%RH or less, and isolate the parts from sulphic and chloric atmosphere.